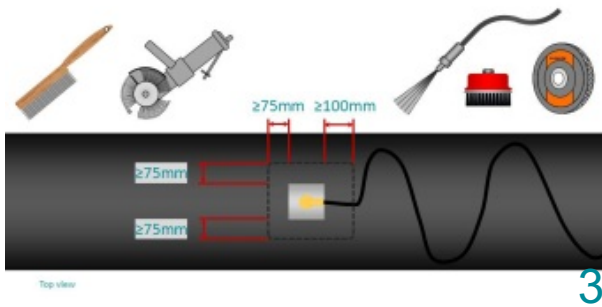
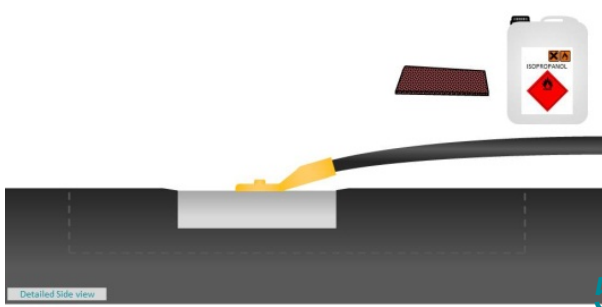


Bevel the edges of the plant coating surrounding the Pinbrazed area.

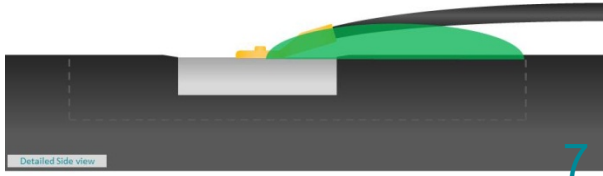


Roughen the surface of the plant coating surrounding the Pinbrazed area with an abrasive pad or sand paper. Remove all contaminations.

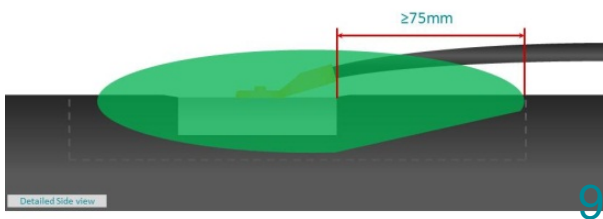


Degrease with isopropyl alcohol. Do not use a thinner.

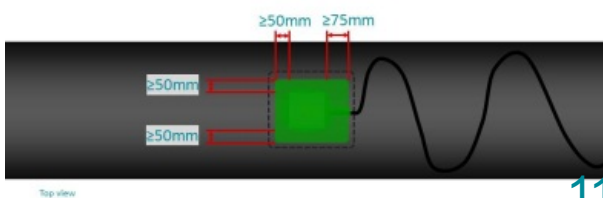





Apply preheated Paste around the Pinbrazed and underneath the connecting wire. Check the adhesion of the paste

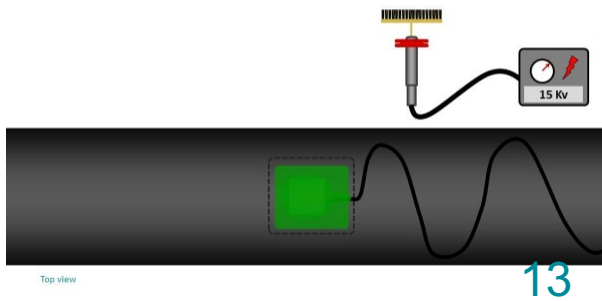


Fill the area around the Pinbrazed with preheated Paste. Avoid air inclusions.



Pre cut a patch of Wrappingband according to the above drawing and place it over the Paste.

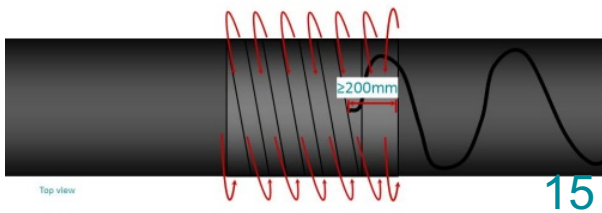




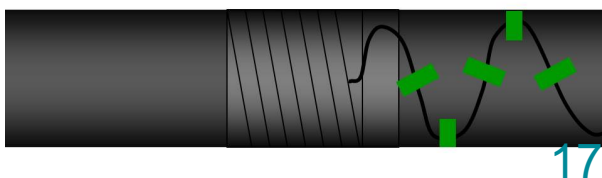
A holiday test using a high voltage tester must be carried out on the green Stopaq Wrappingband prior to the application of any Outerwrap. The test must be carried out at a minimum of 15kV.



Always use approved and certified holiday test equipment.



Apply Outerwrap HTPP with tension over the Wrappingband and avoid air inclusions. Start and finish with an overlap of at least 50mm on plant coating adjacent to the Wrappingband.



Use strips of Wrappingband to place the CP cable with loops on the surface.

